



## A convenient synthesis of 3-arylsulfonyl -2,4(1H,3H)-quinazolinediones

F. Lalouti<sup>1</sup>, A. Dahdouh<sup>1\*</sup>, M. Benicha<sup>2</sup>, M.A. El Amrani<sup>1</sup>, A. Ibn Mansour<sup>1</sup>

<sup>1</sup> Université Abdelmalek Essaadi. Faculté des Sciences. Laboratoire de chimie Organique Appliquée. Tétouan. Morocco

<sup>2</sup> Institut National de la Recherche agronomique de Tanger, Morocco

Received 20 Apr 2014; Revised 13 June; Accepted 14 June 2014

\*Corresponding author: [adahdouh@hotmail.com](mailto:adahdouh@hotmail.com)

### Abstract

A number of 3-arylsulfonyl- 2,4(1H,3H)-quinazolinediones were synthesized from 2-metoxycarbonylphenyl isocyanate and substituted arylsulfonamides in ethanol in the presence of potassium hydroxide.

**Keywords:** Monoester; Curtius rearrangement; Isocyanate; Arylsulfonamides; Quinazolinediones.

### 1. Introduction

The quinazoline and quinazolinedione nucleus were a very attractive and useful scaffold in medicinal chemistry: it can be found as a pharmacophore in a wide biologically active compounds, such as anticancer [1,2], anti-HIV [3], anti-inflammatory [4], antifungal [5], activities. Moreover, a variety of quinazolinediones is known to possess anticonvulsant, antioxidant [6], analgesic, diuretic and herbicide activities [7]. On the other hand, it has been reported that sulfonylureas and diarylsulfonylureas represent a new class of antitumor agents with a broad spectrum of activity [8-11]. Among the wide range of compounds tested as potential anticancer agents, derivatives comprising the sulfonamide and diarylsulfonylurea have attracted reasonable attention [12,13]. In particular, much interest has been given to the chemotherapeutic activity of quinazolinediones [14,15] and diarylsulfonylureas [16].

All these findings have promoted us to synthesize various sulfonylurea derivatives contain a quinazolinedione Skeleton in the hope to initiate a series of compounds which may appear more active. Thus it seemed of interest to study their combined effect when they occurred together in one molecule.

### 2. Materials and methods

Previous studies in our laboratory have reported that the reaction of  $\alpha$ -amino acids with 2-carbomethoxyphenyl isocyanate give chiral 3-substituted-2,4(1H,3H)-quinazolinediones derivatives in which the nitrogen of the amino acid is incorporated into the fused pyrimidine ring [17] (Fig1). Our present aim was the synthesis of 3-arylsulfonyl-2,4(1H,3H)-quinazolinediones (1) compound in which is incorporated sulfonylureas and quinazolinedione skeleton.

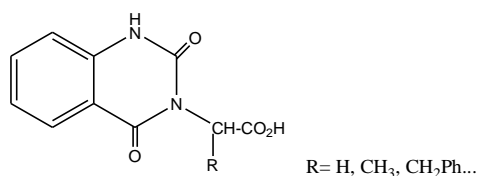
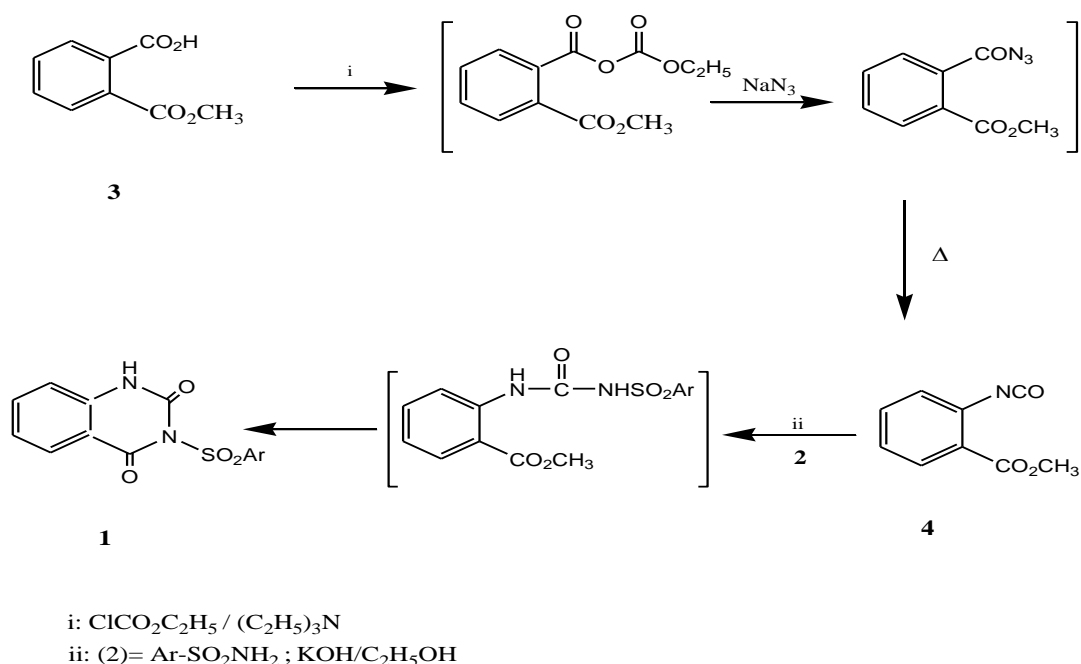


Fig 1: Synthesis of chiral 3-substituted-2,4(1H,3H)-quinazolinediones

### 3. Results and discussion

The reaction of the o-carbomethoxyphenyl isocyanate(4) with arylsulfonamides (2) in ethanol in the presence of potassium hydroxide affords (1) in good yields. The o-carbomethoxyphenyl isocyanate (4) was obtained from the monoester (3) via Curtius rearrangement [17] (Scheme 1).



Scheme 1. Synthetic route of 3-Arylsulfonyl -2,4(1H,3H)-Quinazolidinediones

The structure of the new quinazolidinedione derivatives (1) were affirmed by their sharp melting point (mp) and spectral data (IR,  $^1\text{H}$  NMR, and MS). The yields of the isolated compounds (1a-1f) are listed with constants in Table 1. As is shown in Table 1, we developed an efficient method for the preparation of various 3-arylsulfonyl-2,4(1H,3H)-quinazolidinediones using an inexpensive starting material such as phthalic anhydride.

## Experimental

Melting points were taken for samples in capillary tubes with an Electrothermal apparatus and are not corrected. The IR spectra were determined on a Shimadzu IR-435 instrument and the NMR spectra were recorded with Varian 300 (300MHz) spectrometers. Mass spectra were obtained using a VG-Instrument type Autospec-EQ.

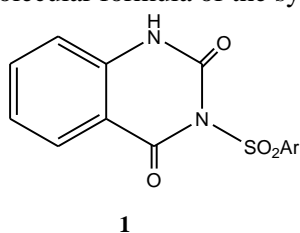
### **o-Carbomethoxyl phenyl isocyanate (4)**

To a cold solution ( $-10^\circ\text{C}$ ) of half-ester (3) (1g, 5.55mmol) and triethylamine (1.55ml, 11.1 mmol) in tetrahydrofuran (15 ml) was added dropwise ethyl chloroformate (0.8 ml, 8.33 mmol), and the resulting solution was stirred with ice cooling for 1h. Tlc analysis showed complete conversion to a non polar material. A solution of  $\text{NaN}_3$  (0.9 g, 13.87 mmol) in  $\text{H}_2\text{O}$  (5.4ml) was then added dropwise with continued stirring for 1h. The reaction mixture was diluted with  $\text{H}_2\text{O}$  (50ml) and extracted with toluene (3 x 10ml). The combined organic phase was washed with brine, dried ( $\text{MgSO}_4$ ), filtered and concentrated to a half volume in vacuum (to remove the tetrahydrofuran). The toluene solution was then slowly brought to reflux. After 1,5h, the yellow solution was isolated at room temperature and concentrated to 0.9 g (92%) of crude isocyanate (4), which was used without purification. IR (neat) 2260, 1725  $\text{cm}^{-1}$ ;  $^1\text{H}$  NMR ( $\text{CDCl}_3$ )  $\delta$  3.80 (s,3H), 7.35 (m, 2H), 7.70 (m,1H), 7.76(m,1H).

### **Synthesis of 3-Arylsulfonyl- 2,4(1H,3H)- Quinazolidinediones (General procedure)**

To a cold suspension ( $0^\circ\text{C}$ ) of arylsulfonamides (2) (5mmol), and powder KOH (0.56g, 10mmol) in anhydrous toluene (20ml), was added dropwise isocyanate (4) (0.9g, 5mmol) in absolute ethanol (5ml), and the resulting mixture was stirred at room temperature for 12h then refluxed for 24h. After cooling, the solvent was evaporated in vacuum. Water was added to the residue, filtered and acidified with hydrochloric acid (10%). The precipitate was collected by filtration and recrystallized from ethanol/ water to give the pure corresponding 3-Arylsulfonyl-2,4(1H,3H)-quinazolidinediones.

**Table 1:** Physical properties, Yields and molecular formula of the synthesized compounds 1a-1f



Coump. No	Ar	Yield %	MP.°C	Formula(Mol.Wt)	MS(m/z,FAB) (M+H) <sup>+</sup>
(1a)		79	229-31	C <sub>15</sub> H <sub>12</sub> N <sub>2</sub> O <sub>4</sub> S (316)	317
(1b)		75	218-21	C <sub>15</sub> H <sub>12</sub> N <sub>2</sub> O <sub>4</sub> S (316)	317
(1c)		77	236-8	C <sub>14</sub> H <sub>9</sub> N <sub>2</sub> O <sub>4</sub> SCl (336)	337
(1d)		70	257-9	C <sub>20</sub> H <sub>15</sub> N <sub>3</sub> O <sub>4</sub> S <sub>2</sub> (425)	426
(1e)		66	251-3	C <sub>19</sub> H <sub>12</sub> N <sub>3</sub> O <sub>4</sub> S <sub>2</sub> Cl (445)	446
(1f)		66	242-4	C <sub>19</sub> H <sub>12</sub> N <sub>3</sub> O <sub>4</sub> S <sub>2</sub> Cl (445)	446

**3-(p-Toluene sulfonyl)-2,4 (1H,3H)- quinazolidione (1a)**

mp 229-31°C (ethanol/water 4/1); 79% yield; IR(KBr, cm<sup>-1</sup>) 3330, 1740,1695,1360,1180cm<sup>-1</sup>, <sup>1</sup>H NMR (DMSO-D<sub>6</sub>) \_ 2.43(s, 3H, CH<sub>3</sub>), 7.01(dd, J=8Hz, J=1.2Hz, 1H, ArH), 7.17(t, J=8Hz, 1H, ArH), 7.48(d, J=8Hz, 2H, ArH), 7.68(td, J=8Hz, J=1.2Hz, 1H, ArH), 7.88(dd, J=8Hz, J=1.2Hz, 1H, ArH), 8.02(d, J=8Hz, 2H, ArH), 11.50 (s, 1H, N-H); <sup>13</sup>C NMR (DMSO-d<sub>6</sub>), δ (ppm): 21.18; 115.17; 115.55; 122.95; 127.62; 128.30; 129.60; 135.89; 139.26; 145.37; 147.29; 155.20; 161.15. MS (m/z, FAB) 317(M+H)<sup>+</sup>, MS (EI, 70ev) (m/z, %) 316 (6.4, M<sup>+</sup>), 252(66.1); 162(5.4); 146(46.4); 119(65); 91(100).

**3-(O-Toluene sulfonyl)-2,4 (1H,3H)-quinazolidione (1b)**

mp 219-21°C (ethanol / water 4/1); 75% yield; IR (KBr, cm<sup>-1</sup>) 3360, 1730, 1685, 1340, 1180 cm<sup>-1</sup>; <sup>1</sup>H NMR (DMSO-D<sub>6</sub>)\_ 2.65(s, 3H, CH<sub>3</sub>), 7.24(d, J=8.1Hz, 1H, ArH), 7.31(t, J=8Hz, 1H, ArH), 7.51-7.61(m, 2H, ArH), 7.70-7.80(m, 2H, ArH), 7.96 (d, J=8Hz, 1H, ArH), 8.20 (d, J=8Hz, 1H, ArH), 11.53 (s, 1H, N-H); <sup>13</sup>C NMR (DMSO-d<sub>6</sub>), δ (ppm): 19.12; 114.68; 115.54; 123.23; 126.53; 127.68; 128.01; 130.16; 132.54; 134.14; 139.19; 147.22; 160.58; 179.80. MS (m/z, FAB) 317(M+H)<sup>+</sup>.

**3-(p-Chlorobenzene sulfonyl)-2,4 (1H,3H)-quinazolidione (1c)**

mp 236-8°C (ethanol /water 4/1); 77% yield; IR(KBr, cm<sup>-1</sup>) 3340, 1745,1685,1345,1175 cm<sup>-1</sup>, <sup>1</sup>H NMR (DMSO-D<sub>6</sub>) \_ 7.10(d, J=8.2Hz, 1H, ArH), 7.18(t, J=8.2Hz, 1H, ArH), 7.64(t, J=8.2Hz, 1H, ArH), 7.76(d, J=8.5Hz, 2H, ArH) 7.82(d, J=8.2Hz, 1H, ArH) 8.17(d, J=8.5Hz, 2H, ArH), 11.57 (s, 1H, N-H); <sup>13</sup>C NMR (DMSO-d<sub>6</sub>), δ (ppm): 115.20; 115.49; 123.02; 127.64; 129.34; 130.24; 135.93; 139.09; 139.58; 147.26; 160.65; 161.62. MS (m/z, FAB) 337(M+H)<sup>+</sup>.

**3-[p-Toluene thio] pyridine 3-sulfonyl]-2,4 (1H,3H)-quinazolinedione (1d)**

mp 257-9°C (ethanol/water 4/1); 70% yield; IR(KBr, cm<sup>-1</sup>) 3340, 1740,1680,1350,1165 cm<sup>-1</sup>, <sup>1</sup>H NMR (DMSO-D<sub>6</sub>)  $\delta$  2.25 (s, 3H, CH<sub>3</sub>), 6.86 (d, J=5.5Hz, 1H, ArH), 7.25(m, 3H, ArH), 7.40 (m, 3H, ArH), 7.86 (t, J=7.9Hz, 1H, ArH), 8.05 (d, J=8Hz, 1H, ArH), 8.66(d, J=5.5Hz, 1H, ArH), 9.12 (s,1H, ArH), 10.55(s, 1H, N-H); <sup>13</sup>C NMR (DMSO-d<sub>6</sub>),  $\delta$  (ppm): 20.79; 114.67; 115.59; 121.34; 123.28; 127.77; 131.26; 135.30; 136.20;139.29; 141.13; 147.03;150.07; 150.58; 153.19; 160.29; 184.12;186.05. MS (m/z, FAB) 426 (M+H)<sup>+</sup>; MS (EI,70ev) (m/z,% ) 425 (27.5, M<sup>+</sup>), 361(13.3); 306 (9.5); 264 (13.5); 162(100); 146(21.8); 119(99.1); 91(84.1).

**3-[4-(O-Chlorophenyl thio) pyridine 3-sulfonyl]-2,4 (1H,3H)-quinazolinedione (1e)**

mp 251-3°C (ethanol /water 4/1 ); 66% yield; IR(KBr, cm<sup>-1</sup>) 3360, 1735,1685,1350,1170 cm<sup>-1</sup>; <sup>1</sup>H NMR (DMSO-D<sub>6</sub>)  $\delta$  6.89(d, J =5.5Hz, 1H, ArH), 7.25(d, J= 8.1Hz, 1H, ArH), 7.34(m, 3H, ArH), 7.41(d, J=5.5Hz, 2H, ArH), 7.65(d, J=8.1 Hz, 2H, ArH), 7.81(t, J=7.9Hz,1H, ArH), 9.22(s, 1H, ArH),11.80 (s,1H, N-H); MS (m/z, FAB) 446 (M+H)<sup>+</sup>; MS (EI,70ev) (m/z,% ) 445 (3.1, M<sup>+</sup>), 238 (39.1); 221 (44.7); 162(100); 146(21.3); 119(94.1); 91(39.4).

**3-[4-(m-Chlorophenyl thio) pyridine 3-sulfonyl]-2,4 (1H,3H)-quinazolinedione (1f)**

mp 242-4°C (ethanol/water 4/1 ); 66% yield; IR(KBr, cm<sup>-1</sup>) 3340, 1735,1690,1340,1170 cm<sup>-1</sup>; <sup>1</sup>H NMR (DMSO-D<sub>6</sub>)  $\delta$  6.91(d, J=5.5Hz, 1H, ArH), 7.26(d, J=8.1Hz, 1H, ArH), 7.34(t, J=8Hz, 1H, ArH), 7.43(d, J=8 Hz, 2H, ArH), 7.67(d, J=8.1 Hz, 2H, ArH), 7.80(t, J=7.9Hz,1H, ArH), 8.0(d, J=8Hz, 1H, ArH), 8.56(d, J=5.5Hz,1H, ArH), 9.17(s,1H, ArH), 10.40 (s,1H, N-H); MS (m/z, FAB) 446 (M+H)<sup>+</sup>.

**Conclusion**

In summary, the series of 3- Arylsulfonyl-2,4(1H,3H)-quinazolinediones derivatives were prepared in high yields and through a cheap and convenient multistep synthesis pathway. The analogues of these compounds have been tested for their antitumor cell lines [16].

**Acknowledgements**-We gratefully acknowledge financial support from the Research council of Abdelmalek Essaadi University.

**References**

1. Bos M., Mendelsohn J., Kim Y.M., Albanell J., Fry D.W., Baselga J., *Clin. Cancer Res.* 3 (1997) 2099–2106.
2. Yin Y.M., Geng Y.T., Shao Y.F., Hu X.L., Li W., Shu Y.Q., Wang Z.X., *J. Exp. Clin. Cancer Res.* 29 (2010) 126
3. El-Sherbeny M.A., Gineinah M.M., Nasr M.N., El-Shafeih F.S., *Arzneimittelforschung* 53 (2003) 206–213.
4. Chandrika P.M., Yakaiah T., Rao A.R.R., Narsaiah B., Reddy N.C., Sridhar V., Rao J., *Eur. J. Med. Chem.* 43 (2008) 846.
5. Fang Liu , Yinjiu Huang , *Pesticide Biochemistry and Physiology* 101 (2011) 248–255
6. Prashanth M.K., Madaiah M., Revanasiddappa H.D., Veeresh B., *Spectrochimica Acta* 110 (2013) 324–332
7. (a) Hour M., Huang L., Kuo S., Xia Y., Bastow K., Nakanishi Y., Hamel E., Lee K., *J. Med. Chem.* 43 (2000) 4479–4487; (b) Misra V. S., Saxena V. K., Srivastava R., *Indian J. Pharm. Sci.* 45(1983) 207–211; (c) Kacker I.K.; Zaheer S. H. J., *Indian Chem. Soc.* 28 (1951) 344–348
8. Scozzafava A., Owa T., Mastrolorenzo A., Supuran C.T. Curr., *Med. Chem.* 10 (2003) 925.
9. Kim S., Park J. H., Koo S. Y., Kim J. I., Kim M. H., Kim J. E., Jo K., Choi H. G., Lee S. B. and Jung S. H., *Bioorg. & Med. Chem. Lett.* 14 (2004) 6075–6078
10. Koller M., Lingenhoehl K., Schmutz M., Vranesic I. T., Kallen J., Auberson Y. P., Carcache D. A., Mattes H., Ofner S., Orain D., Urwyler S., *Bioorg. & Med. Chem. Lett.* 21 (2011) 3358–3361
11. Orain D., Ofner S., Koller M., Carcache D. A., Froestl W., Allgeier H., Rasetti V., Nozulak J., Mattes H., Soldermann N., Floersheim P., Desrayaud S., Kallen J., Lingenhoehl K., Urwyler S., *Bioorg. & Med. Chem. Lett.* 22 (2012) 996.
12. Mohamadi F., Spees M. M., Grindey G. B., *J. Med. Chem.* 35 (1992) 3012-3016
13. Mastrolorenzo A., Scozzafava A., Supuran C.T., *Eur. J. Pharm. Sci.* 11 (2000) 325-332
14. Singh P., Kaur M., Verma P., *Bioorg. Med. Chem. Lett.* 19 (2009) 3054-3058
15. Guerin D.J., Mazeas D., Musale M.S., Naguib N.F.M., Al Safarjalani O.N., el Kouni M. H., Panzica R.P., *Bioorg. Med. Chem. Lett.* 9 (1999) 1477-1480
16. El-Deeb I. M. , Bayoumi S. M., El-Sherbeny M. A., Alaa A., Abdel-Aziz M., *Eur. J. Med. Chem.* 45 (2010) 2516.
17. Canonne P., Akssira M., Dahdouh A., Kasmi H., and Boumzebra M., *Heterocycles*, 36 (1993) 1305-1314

(2014) ; <http://www.jmaterenvironsci.com>